



INQ 014 – REV 12- 11/04/2020

**BIONNOVATION NON-STERILE PROSTHETIC COMPONENTS**

**BIONNOVATION PRODUTOS BIOMÉDICOS LTDA**

**VALID FOR ALL COUNTRIES, EXCEPT BRAZIL.**



**Fabricante/ Distribuidor no Brasil:**  
**BIONNOVATION PRODUTOS BIOMÉDICOS LTDA.**  
R. Laureano Garcia, 1-275 ·  
Distrito Industrial II · Bauru SP · 17039-760  
Tel 14 4009 2400 · SAC 0800 770 3824  
Indústria Brasileira  
[www.bionnovation.com.br](http://www.bionnovation.com.br)



**Bionnovation Europe S.L**  
NIF B66633330  
Calle Enmedio, 20 1a Planta 28850  
Torrejón de Ardoz Madrid, España  
Phone + 34 615371648

**ANVISA REGISTRATION No.:** 10392710016  
**Technical Responsible:** Gustavo Telli Athaide CREA SP 5069918500  
**Technical Product Name:** Dental Implant Components (2101397)  
**Trade Name:** Non-Sterile Bionnovation Prosthetic Components



Keep out of the sun



Keep dry



Não utilizar se a embalagem estiver danificada



Do not use if the packaging is damaged



Temperature Limit



Do not reuse



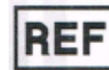
Expiration date



Manufacturing date



Lot



Reference / code



## INQ 014 – REV 12- 11/04/2020

**1. Detailed description of the medical product, including the fundamentals of its operation and its action, its content or composition, when applicable, as well as a list of accessories intended to integrate the product..**

Bionnovation prosthetic components are used for the manufacture of partial or multiple prostheses that will be fixed by means of a screw over dental implants. After the installation of the implants, the need for the correct transfer of the implant position and the synchronism with the prosthetic fitting, leads to the production of several components such as the abutments, Temporary components, permanent loose screws, among others. Dental implants (registration number: 10392710007 and sold separately) are devices inserted into the bone tissue of patients' jaws or jaws, in order to replace the roots of missing teeth. Titanium, the raw material for implants, naturally produces an oxide layer capable of attracting cells from the surrounding tissue, which, induced by this physical-chemical process, tend to deposit in the outermost layer of the metal, fixing the implant in the bone tissue and allowing the installation of implant supported dental prostheses. Titanium is a material that has been used for many years as a substitute for body parts, due to the biocompatibility that exists between the material and body tissues. Titanium is not only used to replace lost limbs and teeth, but also to manufacture auxiliary prosthetic components in the treatment with dental implants.

The family of Non-sterile Prosthetic Components are for SINGLE USE and must be sterilized by autoclave before use, according to the sterilization item. consists of the components below, and the prosthesis can be directly on implants or on the intermediate abutment:

***a) Temporary Components and Titanium Abutment:*** type of temporary prosthesis used while making the definitive prosthesis or tissue repair is expected after installation of the implant or used as a definitive abutment for definitive prosthesis. They have rotational and anti-rotational inserts and can be made directly on implants or on the intermediate abutment. The abutments and components accompany a permanent loose screw used for fixing the prosthesis, avoiding the movement of the prosthesis and decreasing the risk of implant loss and bacterial growth of the prostheses directly on implants or of the prostheses on the intermediate abutment.

For prostheses directly on implants: the Temporary component and titanium abutment are positioned directly on the implant.



## INQ 014 – REV 12- 11/04/2020

For prostheses on the intermediate abutment: *the Temporary component and titanium abutment are positioned on the intermediate.*

**b) Pilar Definitivo:** abutment used in making the definitive prosthesis in order to personalize the anatomy of the prosthesis. They can be positioned directly on the implant prosthetic platform - For prostheses directly on implants or on intermediate abutments - for prostheses on the intermediate abutment. The abutments accompany a final loose screw used to fix the cemented or screwed prosthesis, avoiding the movement of the prosthesis and reducing the risk of implant loss and bacterial growth of the prostheses directly on implants or the prostheses on the intermediate abutment.

For prostheses directly on implants: the abutment is positioned directly on the implants and the prosthesis can be screwed or cemented.

For screwed prostheses, the abutments are screwed over the implants and the abutments can be calcined (plastic cylinder fully calcined) - Plastic or injected ucla (product not subject to registration, as it does not come into contact with the patient before casting), or abutment partially calcinable with base produced in chromium cobalt alloy - Ucla CoCr (registered part under n° 10392710013 and sold separately).

For cemented prostheses, the abutments are cemented on the implants using the titanium abutments - Tiprep Abutment, to make the final prosthesis.

For prostheses on the intermediate abutment: the cylinder is positioned on the intermediate pillar to make the final prosthesis. The prosthesis on the intermediate abutment is screwed and can be castable - fused plastic or injected component, or partially castable with base produced in chromium cobalt alloy - Ucla CoCr (registered part under n ° 10392710013 and sold separately).

### Other components

Protection Cover (intermediate pillar): made of titanium, guides the proper repair of periimplant gingival tissue, shaping the space of the denture in the patient's gums. The protective cover is also used for the protection of prosthetic components during the manufacture of prosthetics.

Metal capsule (overdenture): made of titanium is used for the fixation (fitting) of overdenture prosthesis by means of the retaining ring (polymer).



## INQ 014 – REV 12- 11/04/2020

## Accessories

**Non-Sterile** Prosthetic Component family accessories are exclusive to each component and are made available together to products. Only in the case of installation keys that are sold separately and have registration of the part (registration no. 10392710022):

The keys for installation of prosthetic components are available in manual models, for torque wrench and contra-angle.

**Retaining ring - oring (overdenture):** Accessory of the metallic capsule, used to retain the overdenture on the spherical pillar, preventing its movement. The rings have natural wear depending on their use, so constantly check the adaptation of the prosthesis and if necessary replace the retaining ring with a new one.

### 1. Composition

Non-sterile Bionnovation Prosthetic Components are produced in titanium according to ASTM F136 (EN ISO 5832-3).

### 2. Forms of commercial presentation

The non-sterile Bionnovation prosthetic components can be packaged individually or together as follows:

#### Unit form

A non-sterile prosthetic component, packed in a blister-type primary packaging (PETG film), rigid and transparent, sealed with Tyveck® surgical grade paper (high density polyethylene fibers) and in secondary envelope type packaging made of triplex cardboard with adhesive label attached for Product Identification. Accompanying 03 adhesive labels with information for product traceability that must be attached to the medical record, in the document to be delivered to the patient, and in the tax documentation that generates the charge.


#### 2.1. Set:



## INQ 014 – REV 12- 11/04/2020

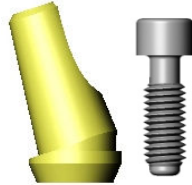

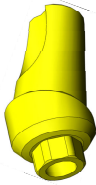
One unit of non-sterile prosthetic component with permanent loose screw, packed in a blister-type primary packaging (PETG film), rigid and transparent, sealed with Tyveck® surgical grade paper (high density polyethylene fibers) and in secondary packaging made of cardboard. triplex with adhesive label attached for product identification. Accompanying 03 adhesive labels with information for product traceability that must be attached to the medical record, in the document to be delivered to the patient, and in the tax documentation that generates the charge.

### 2.2. List of Non-Sterile Prosthetic Components models

Code	Description	Production description – certificate CE	Illustrative image
06005	Tiprep abutment-hex screw EH MP 2,0 mm	Tiprep abutment EH straight	
06006	Tiprep abutment-hex screw EH MP 4,0 mm		
06007	Tiprep abutment-hex screw EH SP 2,0 mm		
06008	Tiprep abutment-hex screw EH SP 4,0 mm		
06009	Tiprep abutment-hex screw EH RP 2,0 mm		
06010	Tiprep abutment-hex screw EH RP 4,0 mm		
06011	Tiprep abutment-hex screw EH WP 2,0 mm		
06012	Tiprep abutment-hex screw EH WP 4,0 mm		
06100	Tiprep abut-square screw EH MP 2,0 mm		
06101	Tiprep abut-square screw EH MP 4,0 mm		
06102	Tiprep abut-square screw EH SP 2,0 mm		
06103	Tiprep abut-square screw EH SP 4,0 mm		
06104	Tiprep abut-square screw EH RP 2,0 mm		
06105	Tiprep abut-square screw EH RP 4,0 mm		
06106	Tiprep abut-square screw EH WP 2,0 mm		
06107	Tiprep abut-square screw EH WP 4,0 mm		
06108	Tiprep abut ang-sq screw EH MP 15 x 2,0 mm		
06109	Tiprep abut ang-sq screw EH MP 15 x 4,0 mm		
06110	Tiprep abut ang-sq screw EH SP 15 x 2,0 mm		
06111	Tiprep abut ang-sq screw EH SP 15 x 4,0 mm		
06112	Tiprep abut ang-sq screw EH RP 15 x 2,0 mm		
06113	Tiprep abut ang-sq screw EH RP 15 x 4,0 mm		
06114	Tiprep abut ang-sq screw EH WP 15 x 2,0 mm		
06115	Tiprep abut ang-sq screw EH WP 15 x 4,0 mm		
06344	Tiprep abutment-hex screw EH 4/5 2,0 mm		
06345	Tiprep abutment-hex screw EH 4/5 4,0 mm		
06346	Tiprep abut-square screw EH 4/5 2,0 mm		
06347	Tiprep abut-square screw EH 4/5 4,0 mm		


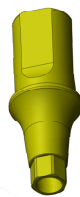


**INQ 014 – REV 12- 11/04/2020**

06013	Tiprep abut ang-hex screw EH MP 15 x 2,0 mm	Tiprep abutment EH angled	
06014	Tiprep abut ang-sex screw EH MP 15 x 4,0 mm		
06015	Tiprep abut ang-sex screw EH SP 15 x 2,0 mm		
06016	Tiprep abut ang-sex screw EH SP 15 x 4,0 mm		
06017	Tiprep abut ang-sex screw EH RP 15 x 2,0 mm		
06018	Tiprep abut ang-sex screw EH RP 15 x 4,0 mm		
06019	Tiprep abut ang-sex screw EH WP 15 x 2,0 mm		
06020	Tiprep abut ang-sex screw EH WP 15 x 4,0 mm		
06348	Tiprep abut ang-sex screw EH 4/5 15x2,0mm		
06349	Tiprep abut ang-sex screw EH 4/5 15x4,0mm		
06350	Tiprep abut ang-sq screw EH 4/5 15x2,0mm		
06351	Tiprep abut ang-sq screw EH 4/5 15x4,0mm		
06124	Tiprep abutment-hex screw IH SP 1,5 mm	Tiprep abutment IH straight	
06125	Tiprep abutment-hex screw IH SP 3,0 mm		
06126	Tiprep abutment-hex screw IH RP 1,5 mm		
06127	Tiprep abutment-hex screw IH RP 3,0 mm		
06128	Tiprep abutment-hex screw IH WP 1,5 mm		
06129	Tiprep abutment-hex screw IH WP 3,0 mm		
06181	Tiprep abut-square screw IH WP 1,5 mm		
06182	Tiprep abut-square screw IH WP 3,0 mm		
06188	Tiprep abut-square screw IH SP 1,5 mm		
06189	Tiprep abut-square screw IH SP 3,0 mm		
06194	Tiprep abut-square screw IH RP 1,5 mm		
06195	Tiprep abut-square screw IH RP 3,0 mm		
6175	Tiprep abut ang-sex screw IH WP 15x2,0mm	Tiprep abutment IH angled	
6176	Tiprep abut ang-sex screw IH WP 15x4,0mm		
6179	Tiprep abut ang-sq screw IH WP 15x2,0mm		
6180	Tiprep abut ang-sq screw IH WP 15x4,0mm		
6184	Tiprep abut ang-sex screw IH SP 15x2mm		
6185	Tiprep abut ang-sex screw IH SP 15x4mm		
6186	Tiprep abut ang-sq screw IH SP 15x2,0mm		
6187	Tiprep abut ang-sq screw IH SP 15x4,0mm		
6192	Tiprep abut ang-hex screw IH RP 15x2,0mm		
6193	Tiprep abut ang-hex screw IH RP 15x4,0mm		
6196	Tiprep abut ang-sq screw IH RP 15x2,0mm		
6197	Tiprep abut ang-sq screw IH RP 15x4,0mm		
06416	Tiprep abutment-hex screw biomorse 3,5x0,8mm	Tiprep abutment CM straight	
06417	Tiprep abut-square screw biomorse 3,5x0,8mm		
06418	Tiprep abutment-hex screw biomorse 3,5x1,5mm		
06419	Tiprep abut-square screw biomorse 3,5x1,5mm		
06420	Tiprep abutment-hex screw biomorse 3,5x2,0mm		
06421	Tiprep abut-square screw biomorse 3,5x2,0 mm		
06422	Tiprep abutment-hex screw biomorse 3,5x3,0 mm		



**INQ 014 – REV 12- 11/04/2020**

06423	Tiprep abut-square screw biomorse 3,5 x 3,0 mm		
06424	Tiprep abutment-hex screw biomorse 3,5x4,0 mm		
06425	Tiprep abut-square screw biomorse 3,5x4,0 mm		
06426	Tiprep abutment-hex screw biomorse 3,5x5,0 mm		
06427	Tiprep abut-square screw biomorse 3,5x5,0 mm		
06428	Tiprep abutment-hex screw biomorse 4,5x0,8 mm		
06429	Tiprep abut-square screw biomorse 4,5x0,8 mm		
06430	Tiprep abutment-hex screw biomorse 4,5x1,5 mm		
06431	Tiprep abut-square screw biomorse 4,5x1,5 mm		
06432	Tiprep abutment-hex screw biomorse 4,5x2,0mm		
06433	Tiprep abut-square screw biomorse 4,5x2,0 mm		
06434	Tiprep abutment-hex screw biomorse 4,5x3,0mm		
06435	Tiprep abut-square screw biomorse 4,5x3,0 mm		
06436	Tiprep abutment-hex screw biomorse 4,5x4,0mm		
06437	Tiprep abut-square screw biomorse 4,5x4,0 mm		
06438	Tiprep abutment-hex screw biomorse 4,5x5,0mm		
06439	Tiprep abut-square screw biomorse 4,5x5,0mm		
06483	Tiprep abutment-hex screw biomorse 3,5x0,0 mm		
06484	Tiprep abut-square screw biomorse 3,5x0,0 mm		
06485	Tiprep abutment-hex screw biomorse 3,5x6,0 mm		
06486	Tiprep abut-square screw biomorse 3,5x6,0 mm		
06487	Tiprep abutment-hex screw biomorse 4,5x0,0 mm		
06488	Tiprep abut-square screw biomorse 4,5x0,0 mm		
06489	Tiprep abutment-hex screw biomorse 4,5x6,0 mm		
06490	Tiprep abut-square screw biomorse 4,5x6,0 mm		
06440	Tiprep abut ang-hex screw biomorse 3,5x2,0 mm	Tiprep abutment CM angled	
06441	Tiprep abut ang-sq screw biomorse 3,5x2,0 mm		
06442	Tiprep abut ang-sex screw biomorse 3,5x4,0 mm		
06443	Tiprep abut ang-sq screw biomorse 3,5x4,0 mm		
06444	Tiprep abut ang-sex screw biomorse 4,5x2,0 mm		
06445	Tiprep abut ang-sq screw biomorse 4,5x2,0 mm		
06446	Tiprep abut ang-sex screw biomorse 4,5x4,0 mm		
06447	Tiprep abut ang-sq screw biomorse 4,5x4,0 mm		
06491	Tiprep abut ang-sex screw biomorse 3,5x0,0 mm		
06492	Tiprep abut ang-sex screw biomorse 3,5x0,8 mm		
06493	Tiprep abut ang-sex screw biomorse 3,5x1,5 mm		
06494	Tiprep abut ang-sex screw biomorse 3,5x3,0 mm		
06495	Tiprep abut ang-sex screw biomorse 3,5x5,0 mm		
06496	Tiprep abut ang-sex screw biomorse 3,5x6,0 mm		
06497	Tiprep abut ang-sq screw biomorse 3,5x0,0 mm		
06498	Tiprep abut ang-sq screw biomorse 3,5x0,8 mm		
06499	Tiprep abut ang-sq screw biomorse 3,5x1,5 mm		
06500	Tiprep abut ang-sq screw biomorse 3,5x3,0 mm		
06501	Tiprep abut ang-sq screw biomorse 3,5x5,0 mm		
06502	Tiprep abut ang-sq screw biomorse 3,5x6,0 mm		
06503	Tiprep abut ang-sex screw biomorse 4,5x0,0 mm		



**INQ 014 – REV 12- 11/04/2020**

06504	Tiprep abut ang-sex screw biomorse 4,5x0,8 mm				
06505	Tiprep abut ang-sex screw biomorse 4,5x1,5 mm				
06506	Tiprep abut ang-sex screw biomorse 4,5x3,0 mm				
06507	Tiprep abut ang-sex screw biomorse 4,5x5,0 mm				
06508	Tiprep abut ang-sex screw biomorse 4,5x6,0 mm				
06509	Tiprep abut ang-sq screw biomorse 4,5x0,0 mm				
06510	Tiprep abut ang-sq screw biomorse 4,5x0,8 mm				
06511	Tiprep abut ang-sq screw biomorse 4,5x1,5 mm				
06512	Tiprep abut ang-sq screw biomorse 4,5x3,0 mm				
06513	Tiprep abut ang-sq screw biomorse 4,5x5,0 mm				
06514	Tiprep abut ang-sq screw biomorse 4,5x6,0 mm				
06448	Titanium abut-squar screw EH MP			Titanium abutment CM	
06449	Titanium abut-squar screw EH SP				
06450	Titanium abut-squar screw EH RP				
06451	Titanium abut-squar screw EH WP				
06452	Titanium abut-sex screw EH MP				
06453	Titanium abut-sex screw EH SP				
06454	Titanium abut-sex screw EH RP				
06455	Titanium abut-sex screw EH WP				
06464	Titanium abut biomorse mini conico				
06465	Titanium abut biomorse universal				
06466	Titanium abut biomorse 3,5 mm index				
06467	Titanium abut biomorse 3,5 mm sem index				
06468	Titanium abut biomorse 4,5 mm index				
06469	Titanium abutment cm 4,5 mm non index				
06516	Titanium abut biomorse 3,5x0,0mm sem index/no index				
06517	Titanium abut biomorse 3,5x0,8mm sem index/no index				
06518	Titanium abut biomorse 3,5x1,5mm sem index/no index				
06519	Titanium abut biomorse 3,5x2,0mm sem index/no index				
06520	Titanium abut biomorse 3,5x3,0mm sem index/no index				
06521	Titanium abut biomorse 3,5x4,0mm sem index/no index				
06522	Titanium abut biomorse 3,5x5,0mm sem index/no index				
06523	Titanium abut biomorse 3,5x6,0mm sem index/no index				
06524	Titanium abut biomorse 3,5x0,0mm index				
06525	Titanium abut biomorse 3,5x0,8mm index				
06526	Titanium abut biomorse 3,5x1,5mm index				
06527	Titanium abut biomorse 3,5x2,0 mm index				
06528	Titanium abut biomorse 3,5x3,0mm index				






### INQ 014 – REV 12- 11/04/2020

06529	Titanium abut biomorse 3,5x4,0 mm index		
06530	Titanium abut biomorse 3,5x5,0mm index		
06531	Titanium abut biomorse 3,5x6,0mm index		
06532	Titanium abut biomorse 4,5x0,0mm sem index/no index		
06533	Titanium abut biomorse 4,5x0,8mm sem index/no index		
06534	Titanium abut biomorse 4,5x1,5mm sem index/no index		
06535	Titanium abut biomorse 4,5x2,0mm sem index/no index		
06536	Titanium abut biomorse 4,5x3,0mm sem index/no index		
06537	Titanium abut biomorse 4,5x4,0mm sem index/no index		
06538	Titanium abut biomorse 4,5x5,0mm sem index/no index		
06539	Titanium abut biomorse 4,5x6,0mm sem index/no index		
06540	Titanium abut biomorse 4,5x0,0 mm index		
06541	Titanium abut biomorse 4,5x0,8 mm index		
06542	Titanium abut biomorse 4,5x1,5 mm index		
06543	Titanium abut biomorse 4,5x2,0 mm index		
06544	Titanium abut biomorse 4,5x3,0mm index		
06545	Titanium abut biomorse 4,5x4,0mm index		
06546	Titanium abut biomorse 4,5x5,0mm index		
06547	Titanium abut biomorse 4,5x6,0mm index		
06660	Titanium abut biomorse 3,5x0,0mm sem index/no index		
06661	Titanium abut biomorse 3,5x0,8mm sem index/no index		
06662	Titanium abut biomorse 3,5x1,5mm sem index/no index		
06663	Titanium abut biomorse 3,5x2,0mm sem index/no index		
06664	Titanium abut biomorse 3,5x3,0mm sem index/no index		
06665	Titanium abut biomorse 3,5x4,0mm sem index/no index		
06666	Titanium abut biomorse 3,5x5,0mm sem index/no index		
06667	Titanium abut biomorse 3,5x6,0mm sem index/no index		
06668	Titanium abut biomorse 3,5x0,0mm index		
06669	Titanium abut biomorse 3,5x0,8mm index		
06670	Titanium abut biomorse 3,5x1,5mm index		
06671	Titanium abut biomorse 3,5x2,0 mm index		






**INQ 014 – REV 12- 11/04/2020**

06672	Titanium abut biomorse 3,5x3,0mm index		
06673	Titanium abut biomorse 3,5x4,0 mm index		
06674	Titanium abut biomorse 3,5x5,0mm index		
06675	Titanium abut biomorse 3,5x6,0mm index		
06676	Titanium abut biomorse 4,5x0,0mm sem index/no index		
06677	Titanium abut biomorse 4,5x0,8mm sem index/no index		
06678	Titanium abut biomorse 4,5x1,5mm sem index/no index		
06679	Titanium abut biomorse 4,5x2,0mm sem index/no index		
06680	Titanium abut biomorse 4,5x3,0mm sem index/no index		
06681	Titanium abut biomorse 4,5x4,0mm sem index/no index		
06682	Titanium abut biomorse 4,5x5,0mm sem index/no index		
06683	Titanium abut biomorse 4,5x6,0mm sem index/no index		
06684	Titanium abut biomorse 4,5x0,0 mm index		
06685	Titanium abut biomorse 4,5x0,8 mm index		
06686	Titanium abut biomorse 4,5x1,5 mm index		
06687	Titanium abut biomorse 4,5x2,0 mm index		
06688	Titanium abut biomorse 4,5x3,0mm index		
06689	Titanium abut biomorse 4,5x4,0mm index		
06690	Titanium abut biomorse 4,5x5,0mm index		
06691	Titanium abut biomorse 4,5x6,0mm index		
10085	Temporary Cylinder biomorse 3,5		
10086	Temporary Cylinder biomorse 3,5		
10087	Temporary Cylinder biomorse 4,5		
10088	Temporary Cylinder biomorse 4,5		
10002	Temporary Cylinder EH MP/sem hex/no hex/ no hex	Titanium abutment EH	
10003	Temporary Cylinder EH MP com hex/with hex/con hex		
10004	Temporary Cylinder EH SP sem hex/no hex/no hex		
10005	Temporary Cylinder EH SP com hex/with hex/con hex		
10006	Temporary Cylinder EH RP		
10007	Temporary Cylinder EH RP		
10008	Temporary Cylinder EH WP		
10009	Temporary Cylinder EH WP		
10017	Temporary Cylinder EH RP		
10021	Temporary Cylinder EH MP		
10022	Temporary Cylinder EH MP		










**INQ 014 – REV 12- 11/04/2020**

10023	Temporary Cylinder abutment he SP non-hexed titanium square		
10024	Temporary Cylinder EH SP		
10025	Temporary Cylinder EH RP		
10026	Temporary Cylinder EH RP		
10027	Temporary Cylinder EH WP		
10028	Temporary Cylinder EH WP		
10029	Temporary Cylinder WP sem hex/ no hexed/ no hex		
10081	Temporary Cylinder EH 42494		
10082	Temporary Cylinder EH 42494		
10012	Temporary Cylinder IH SP	Titanium abutment	
10013	Temporary Cylinder IH RP		
10014	Temporary Cylinder IH WP		
10036	Temporary Cylinder IH SP		
10037	Temporary Cylinder IH RP		
10038	Temporary Cylinder IH WP		
10071	Temporary Cylinder IH SP		
10072	Temporary Cylinder IH SP		
10075	Temporary Cylinder IH RP		
10076	Temporary Cylinder IH RP		
10079	Temporary Cylinder IH WP		
10080	Temporary Cylinder IH WP		
10019	Temporary Cylinder Conic ang sem hex/ no hexed/ no hex		
10020	Temporary Cylinder Conic ang com hex/with hex/con hex		
10041	Temporary Cylinder SP sem hex/ no hex / no hex		
10042	Temporary Cylinder RP sem hex/ no hex / no hex		
10043	Temporary cylinder WP sem hex/ no hex / no hex		
10018	Temporary Cylinder mini conic ang sem hex/ no hexed/ no hex		
10039	Temporary Cylinder sem hex/ no hex/ no hex		
10040	Temporary Cylinder com hex/with hex/con hex		
10045	Temporary Cylinder SP sem hex/ no hex/ no hex		
10046	Temporary Cylinder RP sem hex/ no hexd/ no hex		
10084	Universal abutment CM Temporary cylinder ø3,5 mm	Titanium abutment universal CM	
10089	Universal abutment CM Temporary cylinder ø4,5 mm		
10095	Temporary Cylinder Biomorse 45°		



**INQ 014 – REV 12- 11/04/2020**

10083	Temporary Cylinder Biomorse	Titanium abutment mini conical CM	
12001	Protection Cap Angled	Conical abutment healing Cap	
12006	Protection Cap		
12002	Protection Cap WP	Mini conical abutment healing Cap	
12007	Protection Cap SP/RP/WP		
12009	Protection CAP Biomorse	Mini conical abutment healing Cap CM	
12018	Protection CAP biomorse 45°		
12004	Oring abut retention ring	O'ring cylinder for replacement for Spherical abutment	
12003	Domed Housing O-ring	Metallic cylinder and ring for Spherical abutment	
12005	Comp Castable O-ring ball 4 peças	Plastic cylinder and O'rings	



**INQ 014 – REV 12- 11/04/2020****3. Instructions for use**

The manufacture of prostheses on dental implants requires specific professional specialization. It is the responsibility of the dental surgeon or the prosthodontist to provide them with prior training to use this product.

Careful clinical and radiographic evaluations are necessary for correct treatment planning, which must take into account the most appropriate prosthetic options for balancing masticatory forces, occlusal adjustment, aesthetics and other factors related to the good performance of the prosthesis. The exchange of information between the surgeon, the prosthetist and the laboratory technician is of fundamental importance for the success of the treatment.

**3.1. Sterilization**

Products must be removed from their original packaging and packaged in a thermo-seal envelope type (laminated polyester / polypropylene film);

It is recommended to follow the autoclave sterilization method:

- Use distilled water for this procedure so that the resulting steam is free of impurities.
- In a steam clave saturated under pressure, the Bionnovation cutting instrument must remain 4 minutes, after reaching a temperature of 134 ° C and after procedures, wait 40 minutes for drying.
- Do not open the autoclave prematurely, to avoid rapid condensation;
- Do not open the autoclave quickly, letting all steam out, before the drying cycle.
- Clean the autoclave rigorously and periodically, removing dirt and any excess rust.
- It is recommended to use the component immediately after sterilization, in case of product storage keep the sterilized thermoseal packaging

**4. Precautions, restrictions, warnings, special care and clarifications on the use of the medical product, as well as its storage and transportation.****4.1. Precautions, restrictions, warnings, special care and clarifications on the use of the medical device**

## INQ 014 – REV 12- 11/04/2020

- Do not use if the packaging is broken. Return damaged packages and the included device to the factory.
- The product cannot be reused or reprocessed. After use, dispose of it in accordance with current legislation for hospital waste. If reused, there may be non-adaptation, component loosening (screw), screw fracture, periodontitis
  - inflammation of the periodontium by the accumulation of residue and peaceful settlement of the prosthesis.
- Abuse of alcohol, tobacco, drugs, steroids or lack of proper oral hygiene can significantly impair the success of treatment.
- If there is an impact on the non-sterile prosthetic components and it presents scratches, cracks or dents of great intensity, which can impair the smooth functioning of the product, it must be discarded and a new one must be purchased. The impact can cause damage to the platform and dimensional characteristics.
- The products are available non-sterile and sterilization is recommended before use, as indicated by the manufacturer (item 4.1- USE Instruction).
- Insertion torque higher than recommended and inadequate wrenches can cause damage to the material and render the system unusable, check the condition of the instruments to be used before each procedure. Replace the instruments in case of damage, erased markings, compromised sharpening, deformation and wear, it is recommended to check the indication of the instrument's useful life as indicated by the manufacturer.
- Insertion torque below the recommended can cause undesirable effects such as loosening of the adaptation screws, disengagement of the prosthetic components, which can cause fractures and deformations in fittings.
- It is recommended that the professional use the products of the Bionnovation line. The use of instruments and / or implants and / or prosthetic components from other systems does not guarantee perfect function and does not warrant any warranty on the product used.
- Incorrect planning can compromise the performance of the prosthetic set (implant and prosthesis) and may present implant loss or fracture, loosening or fracture of the prosthetic screws.
- During prosthetic adaptation, make sure that the products (implant and component) are properly seated and aligned with the implant axis, avoiding locking and damage to the thread.
- MAGNETIC RESONANCE (MR) - SAFETY INFORMATION Non-sterile Prosthetic Components have not been evaluated for safety in the MR environment. It has not been tested for heating, migration, in the MR environment. The safety of Bionnovation products in the MR environment is unknown.





## INQ 014 – REV 12- 11/04/2020

Scanning a patient with this device can result in interference and image changes generated during the process that can result in image artifacts that cause misinterpretation of results.

- The expiry date is indicated on the label.
- In the event of Adverse Effects on the patient, the responsible professional must immediately contact the SAC Bionnovation (Customer Service) by calling 0800 770 3824 or by email [sac@bionnovation.com.br](mailto:sac@bionnovation.com.br). Bionnovation Produtos Biomédicos and all others involved (dentists, patients and doctors) are responsible for notifying ANVISA (Health Surveillance Agency) of the relevant occurrences according to the internal technovigilance procedure, through the website [www.anvisa.gov.br/notivisa](http://www.anvisa.gov.br/notivisa).
- In case of any adverse effect with the patient on the use of our products in the European community, countries should contact our authorized representative Bionnovation Europe SL by phone +34 931407240 and / or contact the factory and by email [sac@bionnovation.com](mailto:sac@bionnovation.com). Bearing in mind that professionals are responsible for reporting adverse events to local authorities within the European Union, the health surveillance contact points are listed on the European Commission's website: [http://ec.europa.eu/health/medical-devices/links/vigilance\\_contact\\_points\\_en.htm](http://ec.europa.eu/health/medical-devices/links/vigilance_contact_points_en.htm).

**Note:** We recommend that the adhesive identification labels accompanying the product are attached to the documentation to be delivered to the patient, clinical record and tax documentation.

### 4.1.1. Torque Recommendation

Bionnovation recommends the use of torques as indicated in the table below, the excess torque or the lack of torque can bring undesirable results.

Non-sterile Prosthetic Component	Prosthetic adaptation (docking platform)				
	Implants SP	Implants MP	Implants RP	Biodirect	Biomorse
Temporary Components and Titanium Abutment	32 N.CM	20 N.CM	32 N.CM	32 N.CM	20 N.CM
Definitive Pillar	32 N.CM	20 N.CM	32 N.CM	32 N.CM	20 N.CM
Protection case	Manual				

### 4.2. Adverse events



## INQ 014 – REV 12- 11/04/2020

- Adverse events are not expected from non-sterile prosthetic components when used as indicated for use. The components are for temporary use and / or can be replaced in case of breakdowns and damages, bringing no risk to the patient's health.
- All potential adverse effects such as dehiscence, inflammation, infection, allergic reaction, fracture or loss of the implant due to poor adaptation between components must be previously informed to the patient.

### 4.3. Contraindications

- Contraindicated for procedures other than that recommended in "Indication of USE" .
- It should not be used in patients who are not clinically able to undergo dental intervention. As, for example, in patients with diabetes Mellitus and decompensated periodontal disease;
- Non-sterile prosthetic components are not indicated in patients who do not have complete bone formation (pediatric dentists) since the placement of dental implants in these conditions is not indicated.

### 4.4. Special Conditions for Storage and Transport, Conservation and / or Handling of the product.

#### 4.4.1. Storage and Transportation

- Transport and store the product away from direct sunlight and heat (maximum temperature: 15 -25 ° C and humidity). Keep the container closed until sterilization.
- Make sure the integrity of it before use. Do not use if the package is open or damaged. Dispose of the uncharacterized product in accordance with legislation for hospital waste or return the damaged packaging and the device included to the Factory.

#### 4.4.2. Conservation and Handling

In case of changes in the characteristics of the non-sterile prosthetic components, dispose of them in accordance with current legislation for hospital waste or return the damaged packaging and the device included to the Factory.





## 5. Pre and Post Operative Care

### 5.1. Preoperative care

All patients who are going to undergo a surgical and / or prosthetic procedure must be carefully examined and evaluated, with a view to determining the radiographic and physical status, as well as the osseointegration of the implant implant that may influence the final result of the intervention. Also, they need a previous evaluation in order to minimize situations that could compromise the success of the treatment or even the safety of the patient.

### 5.2. Post Operative Care

- Observe postoperative care for surgical procedures. Analgesics, antibiotics and rest for the first 24-48 hours may be prescribed, varying according to the procedure and the patient's activity and the technical conduct of the responsible professional.
- It is recommended that the professional assess the conditions of the implant and prosthesis, including accessories, abutments and crowns, to verify the need for readjustments or removal after a long period of use. The stability of the implants can be compromised due to loosening of the fixation between the implants and the prostheses, and must be evaluated by the professional after long periods; in case of any deviation, the professional must evaluate the best procedure, which can be replaced, if necessary.



## INQ 014 – REV 12- 11/04/2020

### 6. Care about product disposal

The disposal of the product must comply with the environmental and biosafety laws in force. Do not dispose of contaminated products in ordinary waste.

#### WARRANTY TERM

(according to the Brazilian Consumer Protection and Defense Code: Law 8,078, of September 11, 1990).

The company Bionnovation Produtos Biomédicos LTDA, in compliance with Article 26 of Law 8.078, of September 11, 1990, uses this legal instrument to guarantee the consumer's right to complain about apparent defects or easy verification of all products by it manufactured and marketed, for a period of 90 days, counting from the date of effective delivery of the products. In the case of a hidden defect, the decay period begins when the defect becomes evident, as provided in Paragraph 3 of Art. 26 of Law 8,078. In order for this Legal Guarantee Term to take effect, the consumer must observe the conditions described below: Do not allow unauthorized persons to handle the materials in question. Do not allow misuse or misuse of the materials in question. Follow all the instructions for use in detail, as well as the precautions described in the Instructions for Use electronically.

